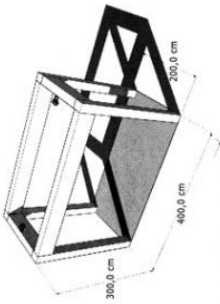


MODULO A

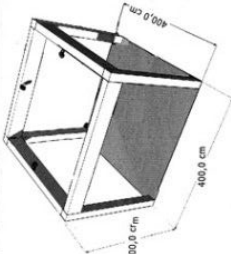
mq. 8 (4x2)

- 2 travi 4x0,40 m
- 2 travi 2x0,40 m
- 4 colonne h. 2,60
- 2 faretti 300w

**MODULO B**

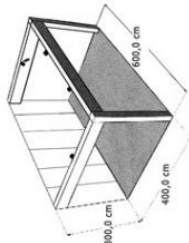
mq. 16 (4x4)

- 4 travi 4x0,40 m
- 4 colonne h. 2,60
- 4 faretti 300w

**MODULO C**

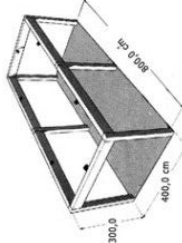
mq. 24 (4x6)

- 6 pannelli 3x1 m
- 1 trave 6x0,40 m
- 2 travi 4x0,40 m
- 2 colonne h. 2,60
- 4 faretti 300w

**MODULO D**

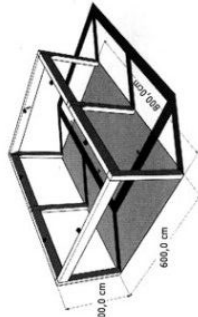
mq. 32 (4x8)

- 6 travi 4x0,40 m
- 6 colonne h. 2,60
- 6 faretti 300w

**MODULO F**

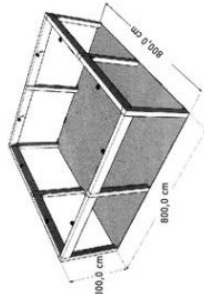
mq. 48 (6x8)

- 2 travi 6x0,40 m
- 4 travi 4x0,40 m
- 6 colonne h. 2,60
- 6 faretti 300w

**MODULO G**

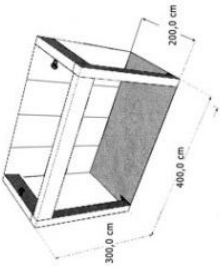
mq. 64 (8x8)

- 8 travi 4x0,40 m
- 8 colonne h. 2,60
- 8 faretti 300w

**MODULO A1**

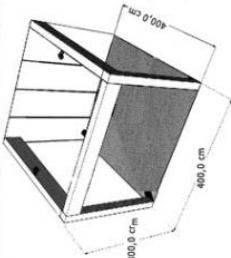
mq. 8 (4x2)

- 4 pannelli 3x1 m
- 1 trave 4x0,40 m
- 2 travi 2x0,40 m
- 2 colonne h. 2,60 m
- 2 faretti 300w

**MODULO B1**

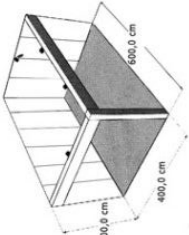
mq. 16 (4x4)

- 4 pannelli 3x1 m
- 3 travi 4x0,40 m
- 2 colonne h. 2,60
- 3 faretti 300w

**MODULO C1**

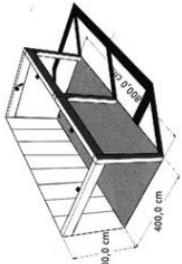
mq. 24 (4x6)

- 10 pannelli 3x1 m
- 1 trave 6x0,40 m
- 2 travi 4x0,40 m
- 1 colonna h. 2,60
- 4 faretti 300w

**MODULO D1**

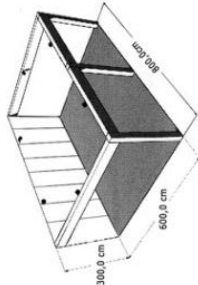
mq. 32 (4x8)

- 8 pannelli 3x1 m
- 4 travi 4x0,40 m
- 3 colonne h. 2,60
- 4 faretti 300w

**MODULO F1**

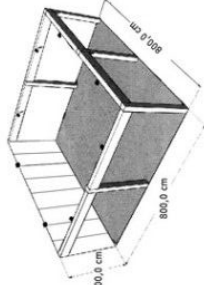
mq. 48 (6x8)

- 8 pannelli 3x1 m
- 2 travi 6x0,40 m
- 2 travi 4x0,40 m
- 3 colonne h. 2,60
- 6 faretti 300w

**MODULO G1**

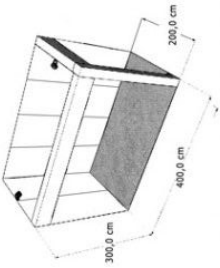
mq. 64 (8x8)

- 8 pannelli 3x1 m
- 6 travi 4x0,40 m
- 5 colonne h. 2,60
- 8 faretti 300w

**MODULO A2**

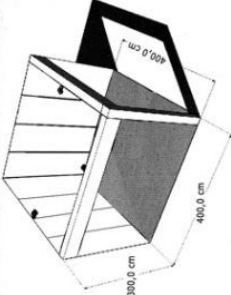
mq. 8 (4x2)

- 6 pannelli 3x1 m
- 1 trave 4x0,40 m
- 1 trave 2x0,40 m
- 1 colonna h. 2,60 m
- 2 faretti 300w

**MODULO B2**

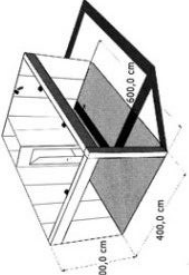
mq. 16 (4x4)

- 8 pannelli 3x1 m
- 2 travi 4x0,40 m
- 1 colonna h. 2,60
- 3 faretti 300w

**MODULO C2**

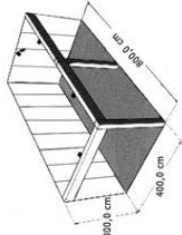
mq. 24 (4x6)

- 12 pannelli 3x1 m
- 1 pannello porta 3x1 m
- 1 trave 6x0,40 m
- 1 trave 4x0,40 m
- 1 colonna h. 2,60
- 4 faretti 300w

**MODULO D2**

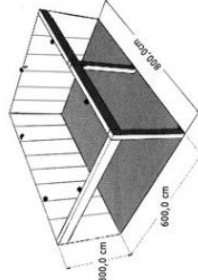
mq. 32 (4x8)

- 12 pannelli 3x1 m
- 3 travi 4x0,40 m
- 2 colonne h. 2,60
- 4 faretti 300w

**MODULO F2**

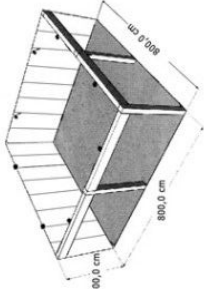
mq. 48 (6x8)

- 14 pannelli 3x1 m
- 1 trave 6x0,40 m
- 2 travi 4x0,40 m
- 2 colonne h. 2,60
- 6 faretti 300w

**MODULO G2**

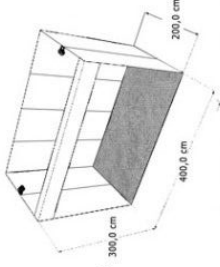
mq. 64 (8x8)

- 16 pannelli 3x1 m
- 4 travi 4x0,40 m
- 3 colonne h. 2,60
- 8 faretti 300w

**MODULO A3**

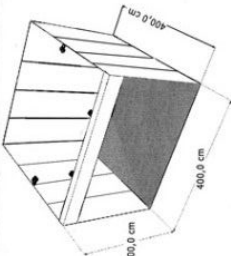
mq. 8 (4x2)

- 8 pannelli 3x1 m
- 1 trave 4x0,40 m
- 2 faretti 300w

**MODULO B3**

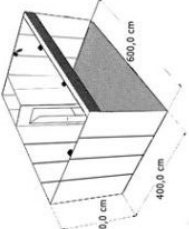
mq. 16 (4x4)

- 12 pannelli 3x1 m
- 1 trave 4x0,40 m
- 4 faretti 300w

**MODULO C3**

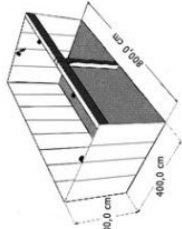
mq. 24 (4x6)

- 16 pannelli 3x1 m
- 1 pannello porta 3x1 m
- 1 trave 6x0,40 m
- 4 faretti 300w

**MODULO D3**

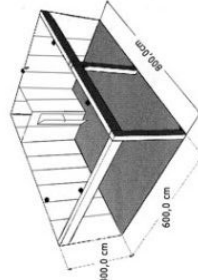
mq. 32 (4x8)

- 16 pannelli 3x1 m
- 2 travi 4x0,40 m
- 1 colonna h. 2,60
- 4 faretti 300w

**MODULO F3**

mq. 48 (6x8)

- 17 pannelli 3x1 m
- 1 pannello porta 3x1 m
- 1 trave 6x0,40 m
- 2 travi 4x0,40 m
- 2 colonne h. 2,60
- 6 faretti 300w

**MODULO G3**

mq. 64 (8x8)

- 19 pannelli 3x1 m
- 1 pannello porta 3x1 m
- 4 travi 4x0,40 m
- 3 colonne h. 2,60
- 8 faretti 300w

