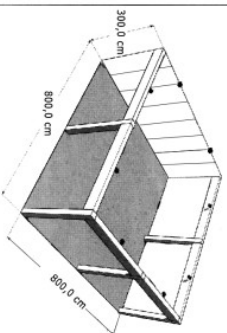


### **MODULO G**

*mq. 64 (8x8)*

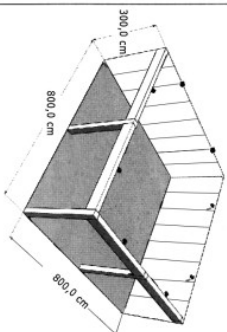
8 travi 4X0,40 m  
8 colonne h. 2,60  
8 faretti 300w



### **MODULO G1**

*mq. 64 (8x8)*

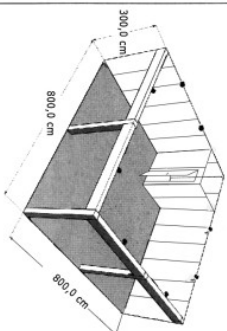
8 pannelli 3x1 m  
6 travi 4X0,40 m  
5 colonne h. 2,60  
8 faretti 300w



### **MODULO G2**

*mq. 64 (8x8)*

16 pannelli 3x1 m  
4 travi 4X0,40 m  
3 colonne h. 2,60  
8 faretti 300w



### **MODULO G3**

*mq. 64 (8x8)*

19 pannelli 3x1 m  
1 pannello porta 3x1 m  
4 travi 4X0,40 m  
3 colonne h. 2,60  
8 faretti 300w